

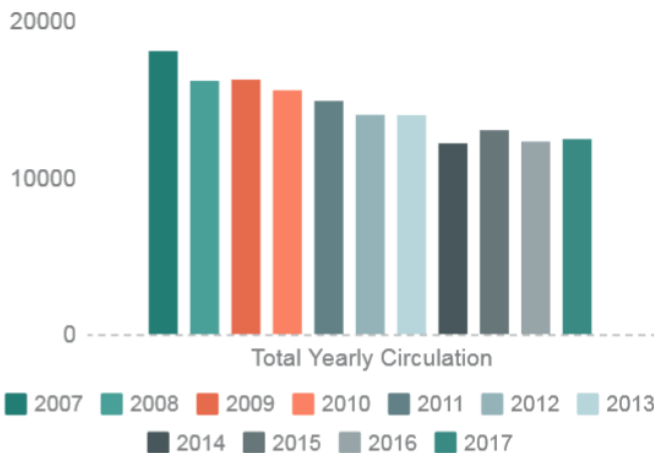
# 2016-2017 ANNUAL REPORT

## Blairstown Public Library

### Challenges and Rewards for Fiscal Year 2016

This year brought a host of fiscal challenges for our library. The biggest came from our state funding. The State Legislature reduced funding to the State Library by 4.5% during the fiscal year and indicated more reductions for FY 2018 and 2019. This reduced our money from the state by about \$400.00 for the fiscal year. With these cuts also came a reduction in services from the State Library as well. We also saw a small reduction in our LOSST allocation from the county. Despite the shortfalls, we still managed to have a record year for program attendance and for visits to our library.

### CIRCULATION NUMBERS



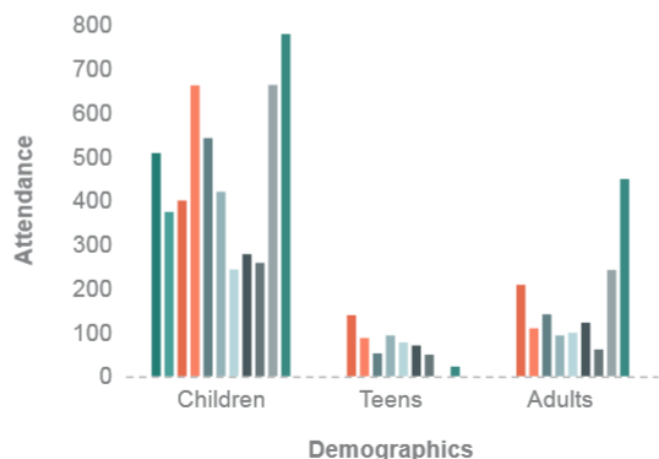
We saw a small increase in circulation this year from the previous year. Our numbers continue to follow the national circulation trends, but at a much slower pace.

We did see a significant increase in the use of our digital downloads, with a total of 449 items checked out during the year. This is almost double from the previous fiscal year.

### PROGRAMMING NUMBERS

This year again brought an increase in programming numbers for our library.

We set a record for children's attendance this year with 779 children attending programs. We also set another record with adult attendance with 449 adults attending programs at the library.



# FY 2017 by the numbers



103 reference questions were answered by our library staff.




449 downloadable books and audiobooks checked out from our library.



12,468 total items checked out from our library.



1,250 total people attended programs at the library.



16,316 people visited our library.

## OUR YEAR IN PHOTOS



Imagining a new garden for Blairstown



Getting "batty" with Halloween Crafts



Learning about "Nature's FBI" with Benton Co. Conservationists



Learning how to "splat" with the Cedar Rapids Museum of Art



Learning about animals with Blank Park Zoo



Thinking about what we would do if we were the President

## FY 2016



## FY 2017



Total Circulation: 12,311  
\*Adult Books: 3,564  
\*Children's Books: 2,857  
\*E-books: 293

Total Program Attendance: 930  
\*Adult: 242  
\*Children: 663  
\*Teen: 25

Total Number of Visits: 15,120

Reference Transactions: 72

Total Circulation: 12,468  
\*Adult Books: 3,601  
\*Children's Books: 3,178  
\*E-books: 449

Total Program Attendance: 1,250  
\*Adult: 449  
\*Children: 779  
\*Teen: 22

Total Number of Visits: 16,316

Reference Transactions: 103

powered by